

TECHNICAL DATA

Fluke 3000 FC/1AC2 Combo Kit



Key features

The Fluke 3000 FC has features and functions needed to troubleshoot your equipment and plant.

- True-rms AC voltage and current for accurate measurements on non-linear loads
- Large digit display with analog bargraph
- Display backlight for work in dark areas
- Capacitance
- Records minimum and maximum values to aid in troubleshooting
- Free your hands with the magnetic hanger included in this combo kit
- 3 year warranty
- Plus, the Fluke Connect wireless enabled modules measure AC, DC and AC+DC voltage, AC and DC current, plus temperature, all of which display on the Fluke 3000 FC Series Wireless Multimeter. Choose a standard clamp or flexible clamp to measure AC current. Mix and match modules to suit your unique measurement needs. Read the primary measurement on the main display and up to three modules at any one time. Modules are available separately or as part of Fluke Connect kits

Product overview: Fluke 3000 FC/1AC2 Combo Kit

Now compatible with Fluke Connect® Mobile App

Fluke's 3000 FC Series Wireless Multimeter puts wireless test tools, not your body, near live electrical panels. Improve safety and efficiency with this tester.

All the facts, right in the field. The Fluke 3000 FC True-rms Wireless Multimeter with the Fluke Connect app and ShareLive™ video call.

With its precision, reliability and ease of use, the Fluke 3000 FC Wireless Multimeter is the ideal solution for professional technicians. Independently tested for safe use in CAT IV 600V/ CAT III 1000 V environments, the Fluke 3000 FC has all the features you need to troubleshoot and repair many problems in electrical and electronic systems.

The Fluke 3000 FC gives you True-rms voltage and current measurements, 6000-count resolution, manual and automatic ranging and provide frequency, capacitance, resistance, continuity and diode measurements. In addition, the Fluke 3000 FC provides higher 0.09% basic accuracy, a digital display showing up to three secondary measurements from remote modules, and a bright white backlight.

Work safely near electrical panels while wearing less PPE

The Fluke 3000 FC True-rms Wireless Multimeter and Fluke Connect wireless test tools put tools, not your body, near live electrical panels. It's simple. Just de-energize the cabinet, open the panel while wearing PPE and connect the remote modules, whether they are voltage modules, current clamps, flexible current loops or thermometers. Then read the results on the 3000 FC Wireless Multimeter from a safe distance. You can display the meter measurement, plus readings from up to 3 wireless modules, while reducing the risk of arc flash by separating yourself from hazardous measurement situations.

Better still, the Fluke 3000 FC Series Wireless Multimeter can send measurement data to your smartphone, so you can save and share measurements from the field with your team anytime, from anywhere.

Don't get bogged down while chasing interrelated events

Timing is everything when trying to find the cause of a complex problem. Often you need to make a measurement in one place and see activity on a different part of the system at the same time. We've solved that problem with Fluke Connect - connect your remote modules in one location, then take your measurements up to 20 meters away with the Fluke 3000 FC multimeter. You'll be able to see the interaction between your remote test points on one single screen, in real time. You can even download the data to a PC for further analysis.

Other capabilities of Fluke Connect and the 3000 FC Multimeter.

- Add your laptop and go from logging to analysis and diagnosis.
- Record over time using the Fluke Connect wireless modules and monitor circuit load changes for an hour, a shift or a week.
- Use the Fluke Connect wireless USB adapter to collect logged data from remote modules by walking past a working module and downloading logged data.
- Perform for analysis with your PC and share the results using Fluke Cloud™ storage and ShareLive™ video call. View data or graphs to get input from team members.
- To save you time, effort and energy, you can purchase the Fluke 3000FC True-rms Digital Multimeter along with industrial-strength test lead sets plus a non-contact voltage detector – all in a sleek, durable carrying case.

Specifications: Fluke 3000 FC/1AC2 Combo Kit

AC Voltage

Range ¹ / resolution		600.0 mV / 0.1 mV 6.000 V / 0.001 V 60.00 V / 0.01 V 600.0 V / 0.1 V 1000 V / 1 V
Accuracy ^{2 3 4}	45 Hz to 500 Hz	1.0% + 3
	500 Hz to 1 kHz	2.0% + 3

1. AC voltage ranges are specified from 1% of range to 100% of range.
2. Crest factor of 3 at full scale up to 500 V, decreasing linearly to crest factor < 1.5 at 1000 V.
3. For non-sinusoidal waveforms, add ± (2% of reading + 2% full scale) typical, for crest factor up to 3.
4. Do not exceed 107 V-Hz.






DC Voltage, Continuity, Resistance, Diode Test and Capacitance

mV	Range / resolution	600.0 mV / 0.1 mV
	Accuracy	0.09% + 2
V	Range / resolution	6.000 V / 0.001 V 60.00 V / 0.01 V 600.0 V / 0.1 V 1000 V / 1 V
	Accuracy	0.09% + 2 0.15% + 2
)))	Range / resolution	600 Ω / 1 Ω
	Accuracy	Meter beeps at < 25 Ω, beeper detects opens or shorts of 250 μs or longer.
Ω	Range / resolution	600.0 Ω / 0.1 Ω 6.000 kΩ / 0.001 kΩ 60.00 kΩ / 0.01 kΩ 60.00 kΩ / 0.1 kΩ 600.0 kΩ / 0.001 MΩ 50.00 MΩ / 0.01 MΩ
	Accuracy	0.5% + 2 0.5% + 1 1.5% + 3
Diode test	Range / resolution	2.000 V / 0.001 V
	Accuracy	1% + 2
μF	Range / resolution	1000 nF / 1 nF 10.00 μF / 0.01 μF 100.0 μF / 0.1 μF 9999 μF ¹ / 1 μF
	Accuracy	1.2% + 2 10% typical

1. In the 9999 μF range for measurements to 1000 μF, the measurement accuracy is 1.2% + 2.

AC and DC Current

mA AC (45 Hz to 1 kHz)	Range¹ / resolution	60.00 mA / 0.01 mA 400.0 mA ³ / 0.1 mA
	Accuracy	1.5% + 3

mA DC ²	Range¹ / resolution	60.00 mA / 0.01 mA 400.0 mA ³ / 0.1 mA
	Accuracy	0.5% + 3
<p>1. All AC current ranges are specified from 5% of range to 100% of range. 2. Input burden voltage (typical): 400 mA input 2 mV/mA. 3. 400.0 mA accuracy specified up to 600 mA overload.</p>		
Frequency		
Range / resolution	99.99 Hz / 0.01 Hz 999.9 Hz / 0.1 Hz 9.999 kHz / 0.001 kHz 99.99 kHz / 0.01 kHz	
Accuracy ¹	0.1% + 1	
1. Frequency is specified up to 99.99 kHz in volts and up to 10 kHz in amps.		
Input Characteristics		
	Overload protection	1100 V RMS
	Input impedance (nominal)	> 10 MΩ < 100 pF
	Common mode rejection ratio (1 kΩ unbalance)	> 120 dB at DC, 50 Hz or 60 Hz
	Normal mode rejection	> 60 dB at 50 Hz or 60 Hz
	Overload protection	1100 V RMS
	Input impedance (nominal)	> 10 MΩ < 100 pF
	Common mode rejection ratio (1 kΩ unbalance)	> 60 dB, DC to 60 Hz
	Normal mode rejection	> 60 dB at 50 Hz or 60 Hz
	Overload protection	1100 V RMS
	Input impedance (nominal)	> 10 MΩ < 100 pF
	Common mode rejection ratio (1 kΩ unbalance)	> 120 dB at DC, 50 Hz or 60 Hz
	Normal mode rejection	> 60 dB at 50 Hz or 60 Hz
Open Circuit Test Voltage		
	Overload protection	1100 V RMS
	Input impedance (nominal)	< 2.7 V DC
	Full scale voltage to 6 MΩ Full scale voltage 50 MΩ	< 0.7 V DC < 0.9 V DC
	Typical short circuit current	< 350 mA
	Overload protection	1100 V RMS
	Input impedance (nominal)	< 2.7 V DC
	Full scale voltage to 6 MΩ Full scale voltage 50 MΩ	2.000 V DC
	Typical short circuit current	< 1.1 mA

mA Function		
Overload protection	Fused, 44/100 A, 1000 V FAST Fuse	
Overload	600 mA overload for 2 minutes maximum, 10 minutes rest minimum	
MIN/MAX Recording Accuracy		
DC functions	± 12 counts for changes > 350 mS in duration.	
AC functions	± 40 counts for changes > 900 mS in duration.	
General Specifications		
Maximum voltage between any terminal and earth ground	1000 V DC or AC RMS	
Ω fuse protection from A inputs	0.44 A (44/100 A, 440 mA), 1000 V FAST Fuse, Fluke specified part only	
Display (LCD)	Update rate	4/sec
	Volts, amps, ohms	6000 counts
	Frequency	10,000 counts
Capacitance	1,000 counts	
Baery type	Three AA Alkaline baeries, NEDA 15A IEC LR6	
Baery life	250 hours minimum	
RF communications	2.4 GHZ ISM Band	
RF communication range	Open air, unobstructed	Up to 20m
	Obstructed, sheetrock wall	Up to 6.5m
Obstructed, concrete wall, or steel electrical enclosure	Up to 3.5m	
Temperature	Operating	-10°C to 50°C
	Storage	-40°C to 60°C
Temperature coefficient	0.1 X (specified accuracy) / °C (< 18°C or > 28°C)	
Relative humidity	0% to 90% (0°C to 35°C) 0% to 75% (35°C to 40°C) 0% to 45% (40°C to 50°C)	
Altitude	Operating	2,000 m
	Storage	12,000 m
Electromagnetic compatibility EMI, RFI, EMC, RF	EN 61326-1:2006, EN 61326-2-2:2006 ETSI EN 300 328 V1.7.1:2006, ETSI EN 300 489 V1.8.1:2008 FCC Part 15 Subpart C Sections 15.207, 15.209, 15.249 FCCID : FCC: T68-FDMMBLE IC: 6627A-FDMMBLE	
Safety compliance	ANSI / ISA 61010-1 / (82.02.01): 3rd edition CAN / CSA-C22.2 No 61010-1-12: 3rd edition UL 61010-1: 3rd edition IEC / EN 61010-1:2010	
Certifications	CSA, FCC, CE	
Ingress Protection (IP) rating	IP54	



Pollution Degree	2
Size (H x W x L)	4.75 x 9.3 x 20.7 cm (1.87 x 3.68 x 8.14 in)
Weight	340 g (12 oz)
Warranty	Three years
Not compatible with Fluke CNX test tools	

Ordering information



FLK-3000 FC/1AC2

Fluke 3000 FC/1AC2 Combo Kit

Includes:

- Fluke 3000 FC True-rms digital multimeter with backlight
- Fluke 1ACII non-contact voltage tester
- TL224 silicone test leads
- Fluke TP175 industrial test probes
- Fluke AC220 heavy duty alligator clips
- Fluke C35 lightweight soft carrying case
- TPAK ToolPak™ magnetic meter hanger



Fluke. *Keeping your world up and running.®*

Fluke Corporation
PO Box 9090, Everett, WA 98206 U.S.A.

For more information call:
In the U.S.A. (800) 443-5853
In Canada (800) 36-FLUKE
From other countries +1 (425) 446-5500
www.fluke.com

©2025 Fluke Corporation.
Specifications subject to change without notice.
04/2025

**Modification of this document is not permitted
without written permission from Fluke
Corporation.**