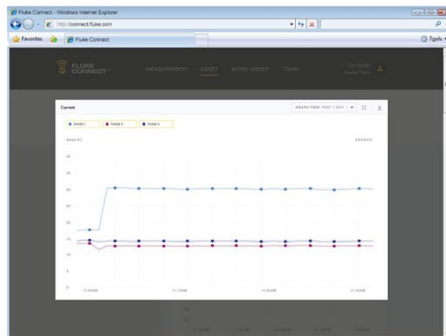
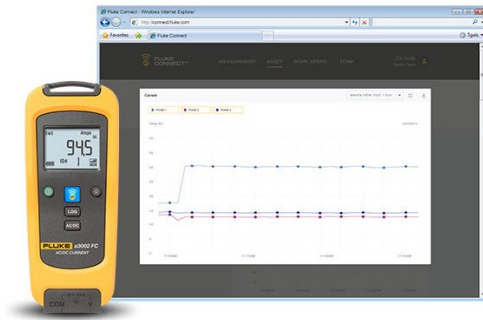
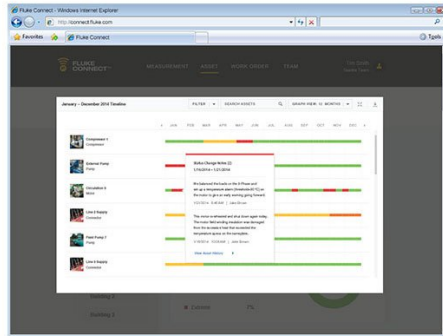




TECHNICAL DATA

# Fluke a3002 FC Wireless AC/DC Current Module





## Key features

The Fluke a3002 FC Wireless AC/DC Current Clamp Module is designed to be used with the i410 or i1010 AC/DC current clamps (not included with module). The a3002 FC AC/DC current module wirelessly relays measurements to other Fluke Connect® enabled master units, listed below:

- Fluke 3000 FC DMM
- Fluke Ti200/300/400 Thermal Camera
- PC via optional pc3000 FC Adapter
- Fluke Connect Mobile app

The Fluke a3002 FC main features include:

- Measure up to 400 AAC or 400 ADC with i410 (sold separately)
- Measure up to 600 AAC or 1000 ADC with i1010 (sold separately)
- Use as a standalone meter or as part of the system
- Logging function for recording and saving up to 65,000 readings

## Product overview: Fluke a3002 FC Wireless AC/DC Current Module

**See it. Save it. Share it.**

All the facts, right in the field. The Fluke a3002 FC Wireless AC/DC Current Module is one member of a family of wireless test tools that let you share test data using the Fluke Connect® app with ShareLive™ video call.

Fluke Connect Wireless Test Tools put tools, not your body, near live electrical panels. It's simple. Connect the a3002 FC current module, or any of the other Fluke Connect remote modules, and read the results on the Fluke Connect Wireless Multimeter or a portable PC from a safe distance.

Better still, the Fluke Connect test tools can send measurement data to your smartphone, so you can save and share measurements from the field with your team anytime, from anywhere.

### **Don't get bogged down while isolating intermittent electrical faults**

Timing is everything when trying to find an intermittent problem and the hard part is, it doesn't always show up when you have your meter connected. We've solved that problem with Fluke Connect - leave your remote modules connected to log measurements and walk away to address other issues. You can then download the data for further analysis.

### **Work safely near electrical panels while wearing less PPE**

Personal protective equipment (PPE) can save your life, but it's bulky, hot and hard to work in. With Fluke Connect, there's no need to work in front of live open panels or moving/hazardous machinery.

Picture having the ability to access live readings without being exposed to the live panel. It's easy. Just de-energize the cabinet, open the panel while wearing PPE and connect one or more a3002 FC modules. Close the cabinet, re-energize and let the Fluke Connect system work, reducing the risk of arc flash by separating yourself from hazardous measurement situations.

### **Testing 3-phase is now faster and cheaper**

When your cabinet is de-energized, attach a Fluke Connect current clamp to each phase. Close, re-energize and start taking readings. What used to take hours and use costly equipment can be done in minutes with an affordable Fluke Connect wireless system.

### **Take 3-phase measurements in 1/3 of the time. Add your laptop and go from logging to analysis and diagnosis.**

You can solve problems faster by seeing live measurements from multiple test points on a single screen. Using a3002 FC current clamp modules with either Fluke i410 or i1010 AC/DC current clamps (not included with module), you can:

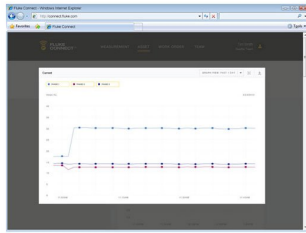
- Take 3-phase measurements in 1/3 the time of previous methods.
- Send data to your laptop and go from logging to analysis and diagnosis.
- Record over time to monitor circuit load changes for an hour, a shift or a week.
- Use the Fluke Connect wireless USB adapter to collect logged data from remote modules by walking past a working module and downloading logged data.
- Perform for analysis with your PC and share the results using Fluke Cloud™ storage and ShareLive™ video call. View data or graphs to get input from team members.

## **Specifications: Fluke a3002 FC Wireless AC/DC Current Module**

### **AC/DC Current Function**

A DC	<b>Range / resolution</b>	1000 A / 0.1 A
	Accuracy <sup>1</sup>	(0.5% + 3)
A AC	<b>Range / resolution</b>	600.0 A / 0.1 A
	Accuracy <sup>1</sup>	(1.0% + 3)
1. AC accuracy is specified from 45 Hz to 1000 Hz		
<b>Specifications</b>		
Maximum voltage between terminal and earth ground (module)	30 V DC or AC RMS	
LCD w/backlight	3½ digits, 6000 counts, 4/sec update rate	
Log rate/Interval	Adjustable by PC from 1 sec to 1 hr, default 1 min	
Baery type	2 AA Alkaline baeries, NEDA 15A, IEC LR6	
Baery life	400 hours minimum	
Memory	Record up to 65,000 readings	
RF communications	2.4 GHz ISM Band	
RF communication range	<b>Open air, unobstructed</b>	Up to 20 m
	Obstructed, sheetrock wall	Up to 6.5 m
	Obstructed, concrete wall or steel electrical enclosure	Up to 3.5 m
Operating temperature	-10°C to +50°C	
Storage temperature	-40°C to +60°C	
Temperature coefficient	0.1 X (specified accuracy) / °C (< 18°C or > 28°C)	
Relative humidity	0% to 90% (0°C to 35°C) 0% to 75% (35°C to 40°C) 0% to 45% (40°C to 50°C)	
EMC	IEC 61236-1, Portable	
Safety compliance	Protected to IEC 61010-1, 600 V CAT IV / 1000 V CAT III, 3rd edition Pollution Degree 2	
Certifications	CSA, CE, FCC: T68-FBLE IC: 6627A-FBLE	
Ingress Protection (IP) rating	IP42	
Size (HxWxD)	160 x 66 x 38 mm (6.3 x 2.6 x 1.5 in)	
Weight	0.255 kg (9 oz)	
Warranty	Three years	
Not compatible with Fluke CNX test tools		

## Ordering information



### **FLK-a3002 FC**

Fluke a3002 FC Wireless AC/DC Current Module

Includes:

- True-RMS AC/DC Current Module
- Magnetic hanging strap




**Preventive maintenance simplified. Rework eliminated.**

Save time and improve the reliability of your maintenance data by wirelessly syncing measurements using the Fluke Connect™ system.

- Eliminate data-entry errors by saving measurements directly from the tool and associating them with the work order, report or asset record.
- Maximize uptime and make confident maintenance decisions with data you can trust and trace.
- Access baseline, historical and current measurements by asset.
- Move away from clipboards, notebooks and multiple spreadsheets with a wireless one-step measurement transfer.
- Share your measurement data using ShareLive™ video calls and emails.

Find out more at [flukeconnect.com](http://flukeconnect.com)



All trademarks are the property of their respective owners. WiFi or cellular service required to share data. Smartphone, wireless service and data plan not included with purchase. First 5 GB of storage is free. Phone support details can be viewed at [fluke.com/phones](http://fluke.com/phones).

**Smart phone wireless service and data plan not included with purchase. Fluke Connect is not available in all countries.**